

# CENTRAL AREA COMMITTEE

## ALEXANDRA | ST MARGARET'S | WESTGATE



### POPULATION BY WARD

ALEXANDRA = **10692**

ST MARGARET'S = **8388**

WESTGATE = **10199**



### POPULATION

Female  
population **14368**

Male population  
**14911**

**TOTAL**  
**29279**



### ETHNICITY

White = **80.4%**

Mixed/Multiple ethnic groups = **4.9%**

Black African/Caribbean/Black British = **4.2%**

Asian/Asian British = **7.4%**

Other ethnic groups = **3.1%**

### HOUSEHOLDS IN FUEL POVERTY

ALEXANDRA = **904**  
**(18.5%)**

ST MARGARET'S = **524**  
**(14.2%)**

WESTGATE = **1027**

**TOTAL**  
**2455**

The 'Low Income Low Energy Efficiency' (LILEE) definition of fuel poverty was introduced in 2021, stating that a household is fuel poor if:

- They are living in a property with an energy efficiency rating of band D, E, F or G
- Their disposable income (income after housing costs and energy needs) is below the poverty line.

(BEIS, 2020)

### HOUSING TENURE MIX

OWNED OUTRIGHT = **22.1%**

OWNED WITH A MORTGAGE OR  
LOAN = **23.7%**

SHARED OWNERSHIP = **0.7%**

PRIVATE RENTED = **14.8%**

SOCIAL RENTED = **38.6%**



#### The domains are:

Income • Employment • Education • Skills and Training  
Health and Disability • Crime • Barriers to Housing  
Services • Living Environment

Each domain is given a weighting and is based on a basket of indicators.

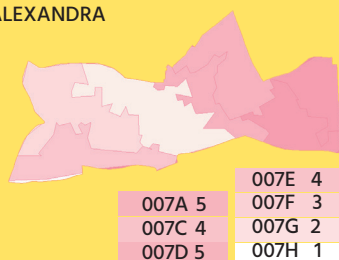
### DEPRIVATION BY WARD

The Index of Multiple Deprivation (IMD) combines information from seven domains to produce an overall relative measure of deprivation.

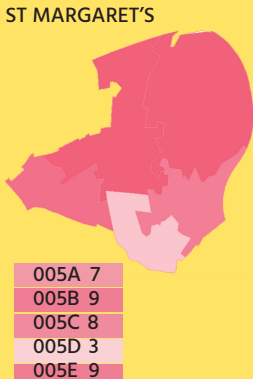
**1 = Most deprived**

**10 = Least deprived**

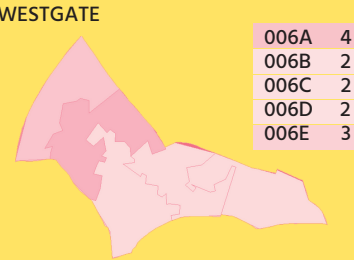
#### ALEXANDRA



#### ST MARGARET'S



#### WESTGATE



Please note the process of determining indices of Deprivation is currently under review by the department for levelling up, housing and communities across UK councils and was last updated in 2019.

Data Accessed July 2023

Office for National Statistics 2021

# CENTRAL AREA COMMITTEE

ALEXANDRA | ST MARGARET'S | WESTGATE

## Disability

Day-to-day activities limited a lot **6%**



Day-to-day activities limited a little **10.2%**

Not disabled (under the Equality Act) **83.8%**

## EDUCATION

highest level of qualification

OTHER QUALIFICATION (GCSE grades D - G or equivalent) **3%**


LEVEL 1 AND ENTRY LEVEL QUALIFICATION (GCSE grades A-C or equivalent) **10.5%**

LEVEL 2 QUALIFICATION (GCE A level or equivalent) **12.9%**

APPRENTICESHIP **5%**

LEVEL 3 QUALIFICATION (Higher education below degree level) **15.5%**

LEVEL 4 QUALIFICATION OR ABOVE (Degree or equivalent and above) **34.7%**



## HEALTH


Very bad health **1%**

Bad health **3.6%**

Fair health **12.4%**

Good health **35.2%**

Very good health **47.8%**



## EMPLOYMENT

### Economically Active

Employee = **52.6%**

Self-employed with employees = **1.5%**

Self-employed without employees = **7.3%**

Unemployed = **3.9%**

Full-time Student = **2.5%**

### Economically Inactive

Retired = **15.1%**

Student = **4.6%**

Looking after home/family = **4.5%**

Long-term sick or disabled = **4.2%**

Other = **3.8%**



## CRIME


Total crime cases = **6997**

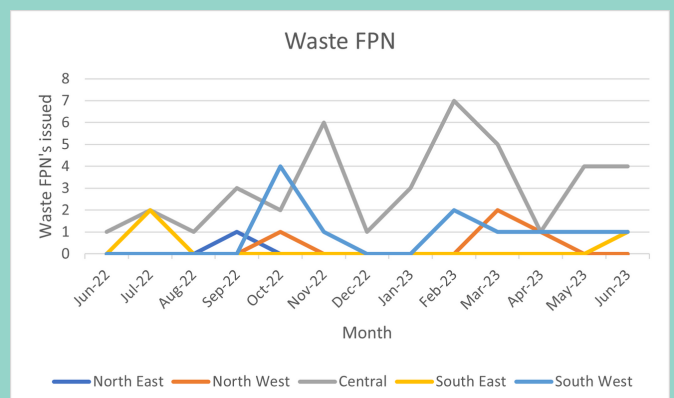
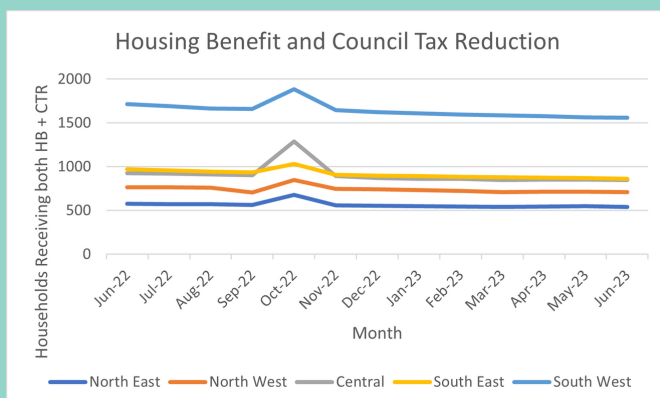
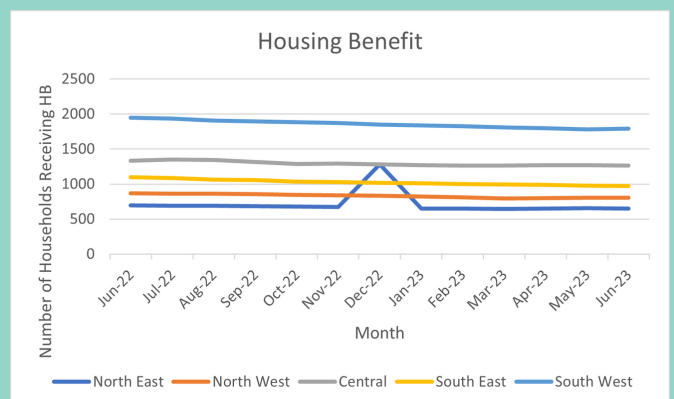
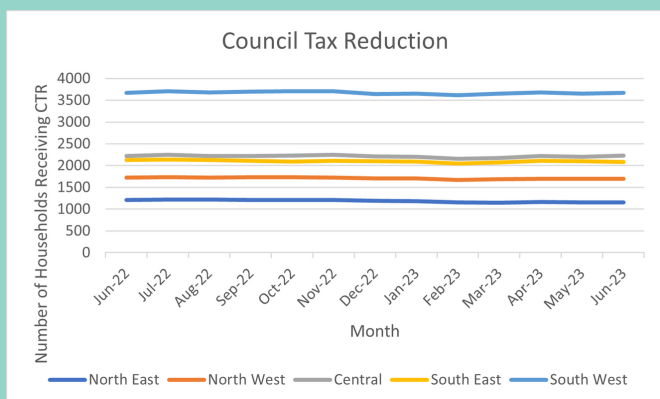
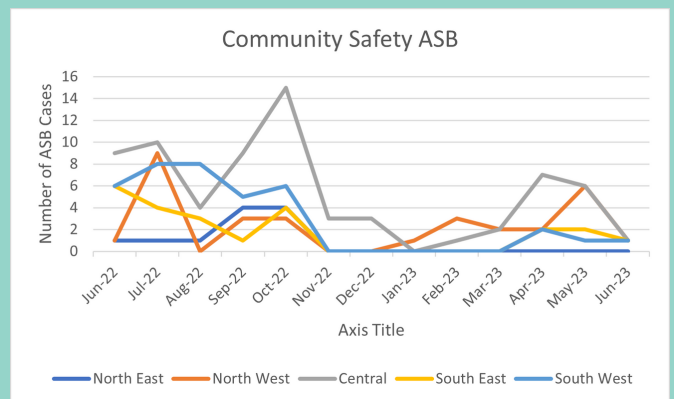
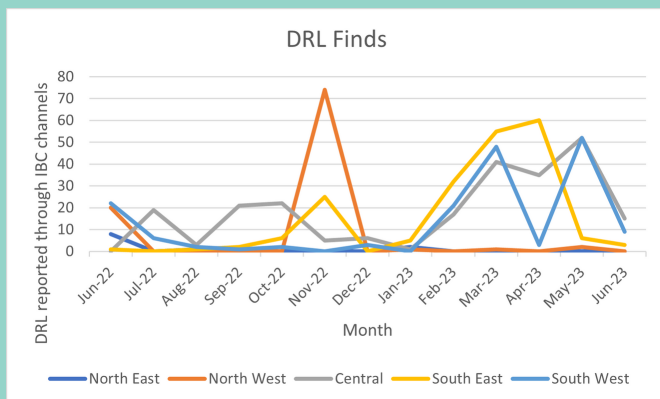
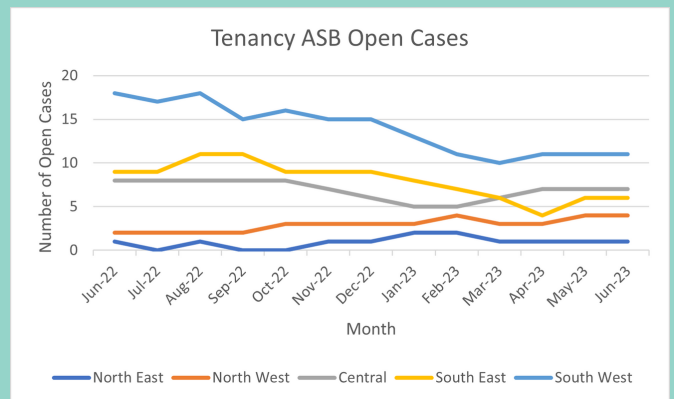
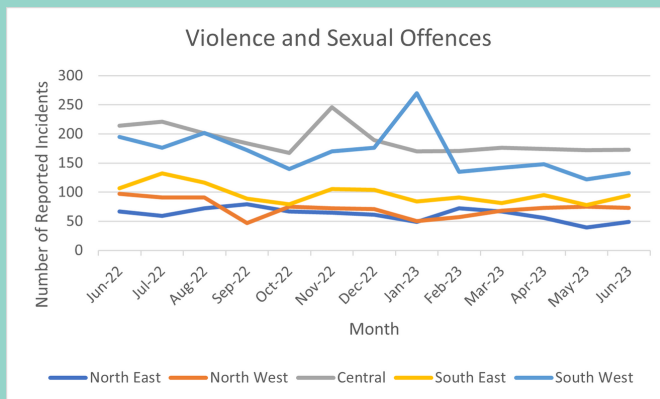
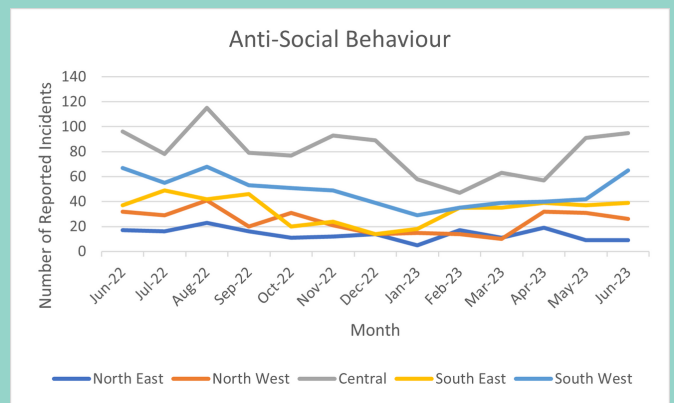
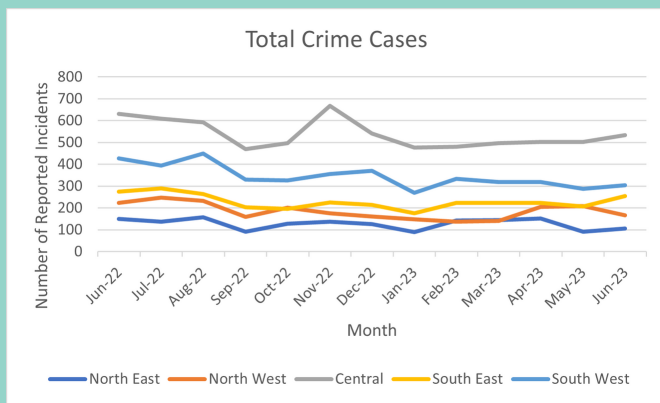
Violence and Sexual Offences = **2458**

Anti-social behaviour = **1038**

DRL Finds = **237**

JUNE 2022  
TO  
JUNE 2023





# COMMUNITY PROJECTS/ ORGANISATIONS FUNDED IN 2022-23

